



Post-Graduation Undergraduate Class of 2022 Career Outcomes Report

Billie Streufert | Student Success Center

When Augustana University graduates prepare to launch their careers and serve their communities, they lead with confidence, compassion and commitment to excellence. Their combination of critical thinking, communication and cultural competencies position them for success.

In this report, Augustana celebrates graduates who secured employment, enrolled in continuing education and engaged in meaningful service. Augustana is proud of the way its graduates live out the university's vocational motto and look forward to staying in touch as their adventures continue to unfold.

"By participating in internships and the Augustana mentoring program, I gained valuable real-world experience that shined a light on career fields that both were not for me and the one that I am now excited to be a part of. My alumni mentor continues to provide quality advice and support through the transition after graduation."

— Sheldon Jensen '22
Economic Development Specialist
Sioux Metro Growth Alliance



METHODOLOGY & AGGREGATE STATISTICS

Each year, Augustana University releases the First Destinations Report, which includes data on the career outcomes, job placement and continuing education acceptance rates for the graduating class (i.e., cohorts from August, December and May of the previous academic year).

Augustana uses the methodology outlined by the National Association of Colleges and Employers (NACE) to report on the professional destinations of alumni within six months of graduation. The Augustana Student Success Center contacts all graduates to ensure a comprehensive snapshot of alumni activity. Outreach begins with a survey, followed by individual phone calls, emails and social media messages. Thereafter, staff contact faculty to assess if professors or academic advisors have heard directly from graduates. The collection of this verified information results in a knowledge rate that reflects the data known for the destination of graduates. This report contains information on the Class of 2022. Augustana located information for 90% of these graduates (i.e. Augustana located information for 90% of these graduates, which is higher than NACE's recommended minimum of 65%).

Graduates launched their careers confidently because of AU's distinctive vocational pathways and preparation. From the first year to the last, students receive personal support from a faculty advisor and career specialist. First-year students also enroll in a vocational exploration and planning course. Thereafter, students are invited to a sophomore retreat so they can continue to discern and pursue their callings. As juniors, they are paired individually with alumni mentors in their chosen fields. Every student participates in integrative, experiential learning, including internships, field experiences, research, creative projects and study away. When their senior year unfolds, they connect routinely with graduate schools and employers at career fairs.

Table 1 below includes information for the Class of 2022. Among the graduates who provided information, 99% achieved a positive career outcome and reported working, continuing their education, volunteering, serving in the military or not seeking employment (individuals seeking employment or admission into a continuing education program are not considered a positive career outcome.) Similarly, 99% of respondents who aspired to work secured full- or part-time employment.

Table 1: Outcome Information for All Undergraduate Degree Recipients

232	Full-Time, Career-Related/Chosen Employment: Working 30 hours or more per week
16	Part-Time, Career-Related/Chosen Employment: Working fewer than 30 hours per week
1	Volunteer Service
2	Military Service
107	Continuing Education
2	Seeking Employment
2	Seeking Continuing Education
10	Not Seeking Employment or Continuing Education
40	No Information Available: Have not provided information
<hr/>	
412	Total Number of Undergraduate Degree Recipients

No disparities were observed across racially minoritized, first-generation, ethnic groups or nationality. The majority of graduates seeking employment or continuing education admission were members of dominant groups.

GEOGRAPHICAL DESTINATIONS OF EMPLOYEES

Augustana graduates reported working in France, Japan and across the United States. Among graduates who reported working in the U.S., 68% were employed in South Dakota. The region of Sioux Falls retained 60% of working graduates. The remaining percentage landed in 22 other states.

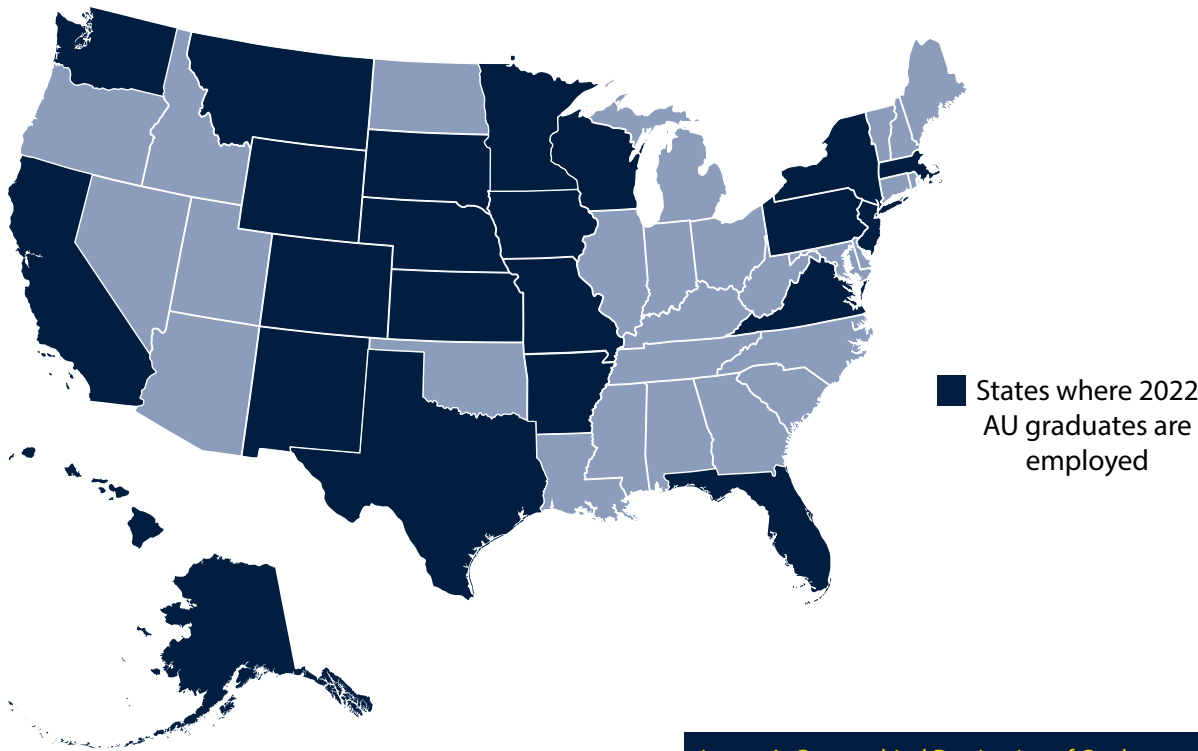


Image A: Geographical Destination of Graduates

AVERAGE SALARIES

Across all respondents employed full time, 18% provided salary information. The mean salary for undergraduate students in the Class of 2022 was \$49,351, with a median salary of \$49,225.

Only aggregate salary information is published because sample sizes are small for academic programs and survey respondents were informed that their responses were confidential. Readers are instead encouraged to browse salary information published by the U.S. Bureau of Labor, National Association of Colleges & Employers or Hamilton Project.

"Augustana gave me the knowledge and resources I needed to be a successful teacher. After going through the education program, I had a whole toolbox of resources and strategies that I can use in my classroom."

— Brooklyn Gross
English Teacher, Grades 9 & 11
Harrisburg High School



EMPLOYERS

Augustana graduates landed competitive positions at premier organizations. In total, graduates secured positions at 134 organizations. Top employers included Sanford and Avera Health, Harrisburg and Sioux Falls School Districts, Raven Industries and Fairview Health. Hiring organizations of full-time employees are noted in Table 2.

Table 2: Organizations that Hired Full-Time AU Employees

605 Magazine	Fox Print	Novozymes
Abbott Northwestern Hospital	Fresh Produce	Omaha School District
Académie de Grenoble	Friends of Dusty Johnson	OmegaQuant
Aerotek	Fusion Medical Staffing	Pali Institute
Alaska Regional Hospital	Gartner, Inc.	Parkston School District
ALTA Language Services, Inc.	Globus Medical	Pathward, N.A.
Arizona League Complex Giants	Great Falls Voyagers	Paulsen Marketing
Augsburg University	GreatLIFE Golf & Fitness	Persona Signs
Augustana University	Guy Carpenter & Company, LLC	Playced, LLC
Avera Health	Harrisburg School District	POET
Baptist Health System	Hefty Seed Company — Hefty Brand Seed	Presentation College
Baylor University	Houston Engineering Inc.	Principal Financial Services, Inc.
Baylor Scott & White Medical Center	HP Development Company, L.P.	QuinStreet, Inc.
Billings Mustangs	International Association of Better Business Bureaus, Inc. (IABBB)	Rapid City Medical Center, LLP
Black Hills Surgical Hospital	Isaacson, Miller, Inc.	Rapid City School District
Bloomberg Finance L.P.	Johnson & Johnson Services, Inc.	Raven Industries, Inc.
Bowdle School District	Johnson County Sheriff	Research Medical Center
Brandon Valley School District	KBR, Inc.	Round Lake Area School District
Builder Finance Inc.	Keloland	RSM US LLP
Canistota School District	Ketel Thorstenson, LLP.	Saint Paul Public Schools
Caribou Coffee Operating Company, Inc.	LifeScape	Salas Salsa
Chear Media	Lloyd Companies	Sanford Health
Children's Home Society of South Dakota	Loft Advisors	Sarasota Memorial Health Care System
Children's Hospital & Medical Center Omaha	Lutheran Social Services of South Dakota	Sawmill Trust
City of Sioux Falls	Mackin Education Resources	Sen. Mike Rounds
Clarity Campaign Labs	Magnolia Regional Medical Center	Sioux City Community School District
College of Saint Benedict	Mayo Foundation for Medical Education and Research	Sioux Falls Christian School
Copperhead Agricultural Products	McGraw Hill	Sioux Falls School District
Covenant Lutheran	Meta Platforms, Inc.	Sioux Metro Growth Alliance (SMGA)
CRDF Global	Microsoft Corporation	Sorenson Communications
Custer School District	Midcontinent Communications	SS&C Technologies Holdings, Inc.
Cutler Law Firm	Minneapolis School District	State of South Dakota
Dakota Dermatology	Minnesota Department of Health	The Bancorp, Inc.
Deloitte Global	Minnetonka School District	THERATIME Inc.
Digital Intelligence Systems, LLC (DISYS)	Montevideo School District	U.S. Senate
Eagle Ridge Academy	Multi-Cultural Center of Sioux Falls	University of Minnesota
Eagle Ridge School District	Mutual of Omaha Insurance Company	University of South Dakota
Ecdysis Foundation	National Indemnity Company (NICO)	Voyage Federal Credit Union
Ernst & Young Global Limited (EY)	Nebraska Medicine	Virginia Commonwealth University
Exos Works, Inc.	New Jersey Generals	Wells Fargo Bank, N.A.
Fairview Health Services	New Jersey Jackals	Westwood Community School District
Farmers Business Network, Inc.	NexCore Group	Windsor Mortgage Solutions
Federal Government of the United States	Nexstar Media Inc.	Winner Regional Healthcare Center
Fernson Brewing Company	Northwestern Mutual Life Insurance	Yankton School District
First PREMIER Bank		
Flandreau School District		

OCCUPATIONAL CLASSIFICATIONS

Graduates secured employment in diverse occupations, as noted below.

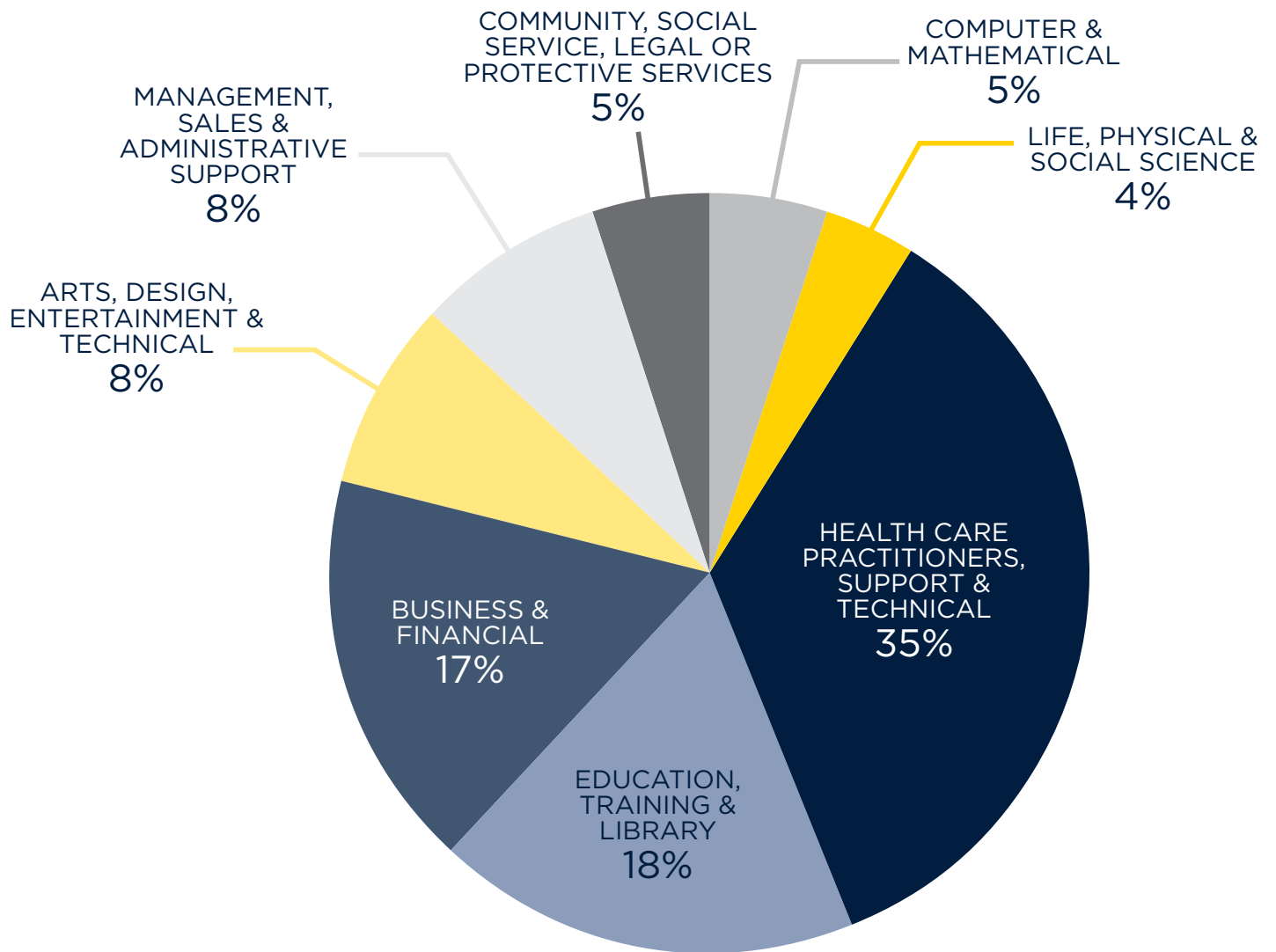


Chart A: Occupational Classes

CONTINUING EDUCATION OUTCOMES

Among all respondents, 29% enrolled in graduate school or professional programs. Of the students who sought admission or continuing education, 98% were admitted. The majority of students who pursued additional undergraduate education enrolled in courses at Augustana. Graduate and professional schools that admitted AU graduates are included in Table 3.

Table 3: Where AU Graduates Continued Their Education

Allied Health

Augustana University, Athletic Training (7)
Augustana University, Genetic Counseling (2)
Augustana University, Physical Therapy
Baylor University, Speech Language Pathology
Briar Cliff University, Physical Therapy
Creighton University, Physical Therapy
Midwestern University, Optometry
Parker University, Chiropractic
St. Catherine University, Occupational Therapy
State University of New York, Communication Science & Disorders
University of Wisconsin, Communication Science & Disorders
University of Minnesota, Public Health
University of Nebraska, Dental Surgery
University of Nebraska, Speech Language Pathology (3)
University of Northern Iowa, Speech Language Pathology
University of North Dakota, Communication Science & Disorders
University of South Dakota, Audiology
University of South Dakota, Occupational Therapy
University of South Dakota, Physical Therapy
University of South Dakota, Public Health
University of South Dakota, Speech Language Pathology
University of Utah, Speech Language Pathology

Business Administration, Public Administration & Sports Administration

Augustana University, Business Administration (13)
Augustana University, Sports Administration & Leadership (2)
Olympic Management Institute, Sports Management
University of Notre Dame, Finance

Engineering

Columbia University, Engineering (2)
University of Kansas, Engineering
Washington University, Engineering

Fine Arts & Creative Writing

Augsburg University, Fine Arts
North Central College, Professional & Creative Writing
University of Oregon, Fine Arts

Law

University of Iowa
University of Nebraska (2)
University of South Dakota (4)

Medicine

Creighton University
Kansas College of Osteopathic Medicine
Ross University
University of Iowa
University of Nebraska
University of South Dakota (9)

Natural Sciences

Michigan State University, Nuclear Chemistry
Ohio State, Bioethics
Ohio State University, Physics
Texas A&M University, Chemistry
University of Minnesota, Neuroscience
University of South Dakota, Basic Biomedical Sciences
University of South Dakota, Chemistry

Seminary, Social Sciences & Education

Augustana University, Education
Augustana University, Special Education (2)
Kansas State University, Sociology
Luther Seminary, Theology
Penn State, Political Science
University of Bethel, Counseling Psychology
University of South Dakota, Clinical Mental Health Counseling
University of Washington, Teaching English to Speakers of Other Languages
University of Wisconsin, Education Psychology

"An education from Augustana University is one of a kind. The classes are challenging and interesting, and the opportunities for internships and out-of-classroom learning opportunities are endless. But, more importantly, the people at Augustana are what make the place special. The care and compassion professors showed me as a student and continue to show me as an alumnus are unmatched."

— Anna Rose
Extension Educator
4-H Development Nobles County

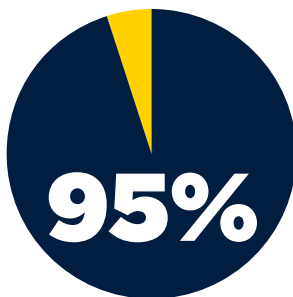


EXPERIENCES OF GRADUATES

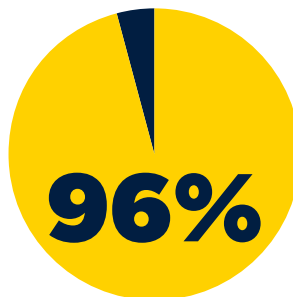
The Student Success Center asked 2022 graduates to describe their experiences at Augustana. Their responses validate the distinctive teaching and mentoring AU faculty provide. The Student Success Center conducted a robust experiential audit to identify the applied-learning opportunities available to graduates. Across all academic programs, 99% of graduates participated in at least one applied-learning opportunity. Students also reported satisfaction with the instruction and advising they received, as noted below.

STUDENT EXPERIENCES

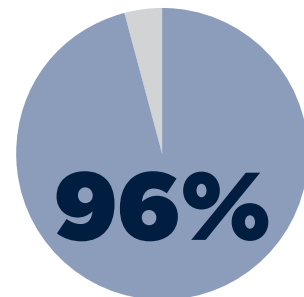
We asked graduates to describe their experiences at Augustana. Their responses validate the distinctive teaching and mentoring our faculty provide.



Agreed That
AU Professors
Cared About Them



Agreed That
AU Professors
Made Them
Excited to Learn



Agreed That
They Received a
Solid Education
From Augustana